


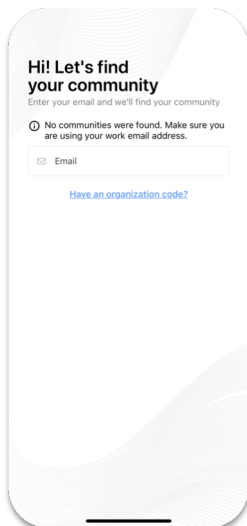


# PSEG

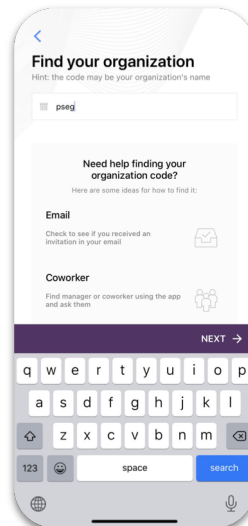
# The Link




1. Download the FirstUp app from the Apple store or Google Play, or text PSEG to 45411 to receive a link right to the app.



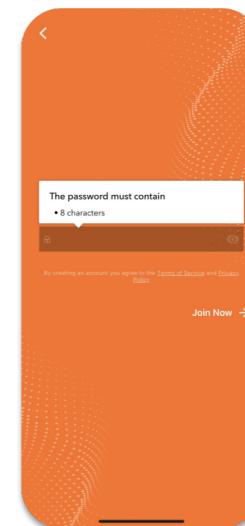
2. Click on "Have an organization code?". Type in "pseg".



3. Click on The Link/PSEG.



4. Click Don't have an account? Join Now.




5. Enter your email address (work email if available, personal email if not) and a password of your choice.

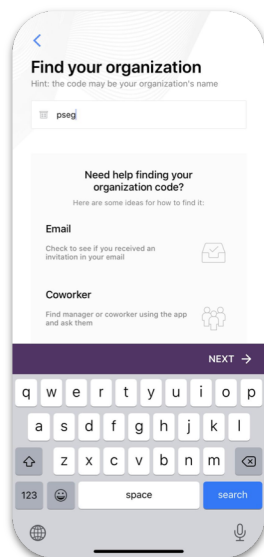


# PSEG

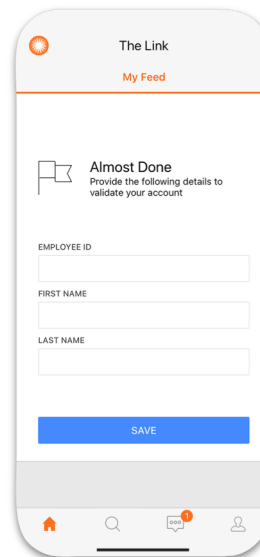
# The Link



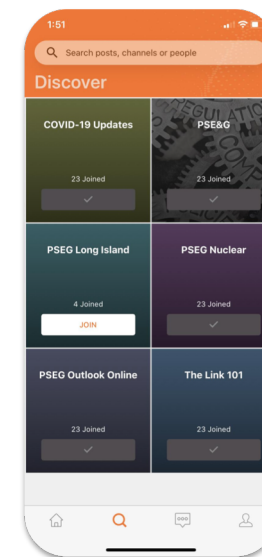
6. Click Join Now.



7. Confirm your identity from a verification email in your email inbox. For those using a PSEG email address, we recommend using your desktop to view this email.



8. If you entered a personal email address, The Link will also prompt you to enter your First Name, Last Name and Employee Number (with leading zeros, numerals only), to verify your identity.



9. Discover all the information available at your fingertips.